



# Figure # 9517

Brass Balancing Valve (1/2" - 2")

## Product Features

- 300# WOG
- Dezincification Resistant Brass Body (DZR)
- FNPT Ends
- Fixed Orifice Design
- High & Low Pressure Metering points
- Precision Position Indicator Windows
- TopSet Handwheel Assembly

## Technical Specifications

Size	1/2	3/4	1	1-1/4	1-1/2	2
Cv (Fully open)	2.22	4.23	7.23	14.61	22.72	34.21
Max Pressure (PSI)	300	300	300	300	300	300
Max Temp. F	260	260	260	260	260	260



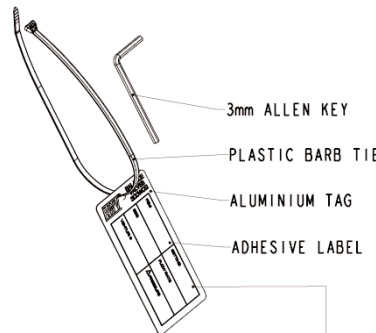
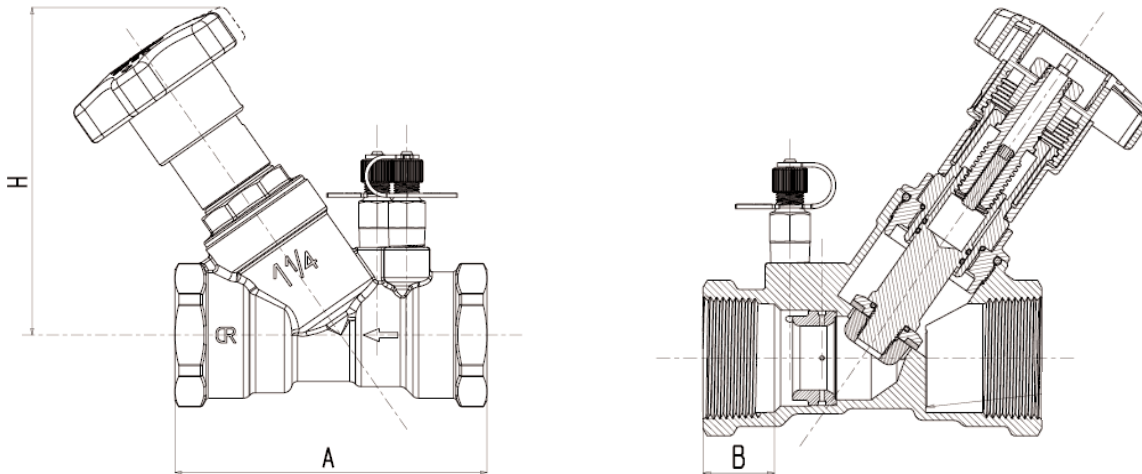
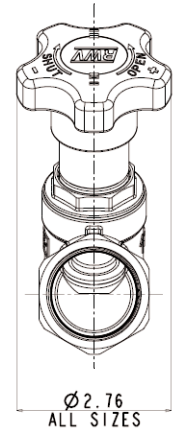
## Materials & Specifications

Item	Description	Material	Specification
1	Body	DZR Brass	ASTM C35330
2	Venturi Insert	DZR Brass	ASTM C35330
3	Balancing Cone	DZR Brass	ASTM C35330
4	Disc Gasket	PTFE	PTFE
5	Disc Spacer (1-1/4 -2")	DZR Brass	ASTM C35330
6	O-ring (1-1/4 -2")	EPDM	EPDM
7	Disc Stem	DZR Brass	ASTM C35330
8	O-ring	EPDM	EPDM
9	O-ring (1-1/4 -2")	EPDM	EPDM
10	Union (1-1/4 -2")	DZR Brass	ASTM C35330
11	O-ring	EPDM	EPDM
12	Stem	Brass	B124 C37700
13	Bonnet	DZR Brass	ASTM C35330
14	Stop Ring Spring	Steel	Steel
15	Set Screw	Steel	Steel
16	TopSet Housing	ABS Plastic	ABS Plastic
17	Cursor	Resin	Acetalic Resin
18	Handwheel	ABS Plastic	ABS Plastic
19	Set Screw Nut	Steel	Steel Zinc plated
20	TopSet Cap	Resin	Acetalic Resin
21	Metering Point	DZR Brass	ASTM C35330
22	Inlet Point Tag (Red)	Polypropylene	Polypropylene
23	Outlet Point Tag (Blue)	Polypropylene	Polypropylene



### Dimensions & Weights (inches-lbs.)

Size	1/2	3/4	1	1-1/4	1-1/2	2
A	3.46	3.78	3.94	4.63	5.00	5.72
B	.71	.75	.89	.98	.98	1.15
H	4.06	4.06	4.06	4.85	4.94	5.34
Cvs	3.24	6.16	11.24	23.41	34.95	63.67
Wt. (lbs.)	1.3	1.4	1.7	2.8	3.5	4.8



Each valve will be packaged with these items

Data indicated on valve tag

FIG.#	9517	SETTING	1
SIZE	1-1/4	FLOW RATE	
VENTURE #	Cvs=23.41	△ PRESSURE	

For specific flow characteristics and/or setting information please refer to the 9000 Series Balancing Valve brochure or contact Red-White Valve.